


HD 3D WHEEL ALIGNER

FEATURES : Note need push ROC High Definitions camera
3D wheel aligner Owing its efficient Camera Technology simple use and space-saving design, this aligner is of interest for all types of garage or tyre shops including those with smaller premise too.



- 5 Mega Pixel HD Camera : 2 Pcs. high Resolution 5 mega Pixel HD Industrial Camera • Independent Intellectual Property Rights : Measuring Algorithm is the Core Technology of 3D wheel alignment. Universal Auto Electronic product adopt a number of independent and national invention patent protection innovations. The Measuring algorithm and target plate's design already applied for national patent. alignment software is under protected by "Computer Software Copyright". • Automobile Grade Chips : Electronic Component are 100% imported, Original Automobile grade chips. • with 20 inches display
- Parking Camera Function : you can drive the vehicle on turntable plate centre position without another guy's Guide • Synchronization Features : Supplied Perfect Solution for in-accurate measuring data because of target plate was blocked or vehicle's deviation during push alignment measuring No. need to Re-push vehicle to Re-measurement.

3D WHEEL ALIGNER

FEATURES :

3D wheel aligner Owing its efficient Camera Technology simple use and space-saving design, this aligner is of interest for all types of garage or tyre shops including those with smaller premise too.



- Movable Camera Beam Support (Lift-Flexible Working Height 0-2m) and control terminal fitted on cabinet
- Set of 4 universal wheel clamps - clamping range 13-21
- 4-Targets with cordless communication
- PC based with Win XP or Win 7, Operate with 19"monitor or 32"TV
- Simple operation and quick accurate measured results
- With video show how to adjust angles (toe. camber. caster) in software
- Complete and up-to-date OEM specs 8, 3D overall display

4 WHEEL ALIGNMENT MACHINE

PRODUCTS SUMMARY

- Industrial wireless communication technology with more stable.
- Advanced Zigbee wireless communication technology.
- 8 beam infrared measurement system and 3600 line CCD
- Sensor Exchange - Sensors can be exchanged randomly by any others without recelebration.
- Incliniometer from Finland's VT1
- High accuracy and temperature compensation (-10° C - 40° C)
- Recharged battery inside
- The most safety and reliable liable battery
- Wide measurement range
- The Axle Distance can be 3.8 metres.
- Electronic - level display
- Easy operation and high accuracy.
- Diverse operation system
- Working on Linux, Windows 7, Vista and Windows XP



Diverse Languages with English, Spanish, Korean, German, Russian so on.

2 SENSOR CCD WHEEL ALIGNER

PRODUCT SUMMARY :

- The customer could choose to work with computer, or without computer. • Zigbee communication
- Cable charging. • Wireless communication and cable communication both exist • Used (or 2 front wheel measurement. If the customer need. It also could measure 4 whee • Rim run-out function
- High quality and sensitive sensor, electronic level
- Super large LCD screen, which display measurements results directly
- 8 degree turning measurement without turntable
- Dynamic display of all angles.3D animation navigation.
- 26 thousand vehicle data, and will upgrade half a year free.



OTHER SPECIFICATION : Temperature: -20°C - +70°C • RH: not more than 90%
• Power supply voltage : AC220V±10% • Charge voltage:8 4V • Ambient pressure : 50V60HZ 70kpa-106kpa • Charge specification: 7.2V/2400mAh Lithium Battery
• Charge current: 600Ma (fast), slow (300mA) • Sensor power: 700mW (operation), 180mW (Sleep) • Complete power consumption: 300W

DOUBLE COLOUMN HD 3D

FEATURES : Note need push ROC High Definitions camera
3D wheel aligner Owing its efficient Camera Technology simple use and space-saving design, this aligner is of interest for all types of garage or tyre shops including those with smaller premise too.



- 5 Mega Pixel HD Camera : 2 Pcs. high Resolution 5 mega Pixel HD Industrial Camera • Independent Intellectual Property Rights : Measuring Algorithm is the Core Technology of 3D wheel alignment. Universal Auto Electronic product adopt a number of independent and national invention patent protection innovations. The Measuring algorithm and target plate's design already applied for national patent. alignment software is under protected by "Computer Software Copyright". • Automobile Grade Chips : Electronic Component are 100% imported, Original Automobile grade chips. • with 20 inches display
- Parking Camera Function : you can drive the vehicle on turntable plate centre position without another guy's Guide • Synchronization Features : Supplied Perfect Solution for in-accurate measuring data because of target plate was blocked or vehicle's deviation during push alignment measuring No. need to Re-push vehicle to Re-measurement.

DL-620 / DL-620SZ TYRE CHANGER

TECHNICAL DATA :

Motor Power	1.1kw/0.75kw
Power Supply	110v/220v-1ph 220v/380v-3ph 50/60HZ
Operation Pressure	07-0.8Mpa
Max Wheel dia	1020mm
Wheel width	3-15"
Rim Clamping from outside	10-22"
Rim Clamping from inside	13-24"
Bead Breaker pulling force	2500kg
Packing Dimensions	1130x950x930mm
GW:KG	251



PRODUCT FEATURE :

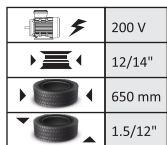
- Semi-automatic
- S41enhanced mounting bar provide long time and high strength service without any mechanical deformation.
- Equip with tire press help kit. it makes the job more quickly and easily.
- Advanced bead breaker arm structure design, the blade follows bead to inside rim contour automatically and with a protection cover, it is more safe.
- With 4 clamping jaw covers, it offers a complete protection to the rim and tire.
- It can equipt with Auto-helper makes mounting and demoulding low profile tyre more quickly and easily

The column of two type tyre changer is different, other configuration is the same.

DL-450 CAR TYRE CHANGER

PRODUCTS SUMMARY

- Available to the rim 11 -16" of semiautomatic tyre changer and demounting the tyre of 16" without any device.
- Aluminum connecting points
- Stainless air valve spindle
- Jaw clamps and demount head with plastic protector to prevent scratching
- High strength and thickness of column frame makes more rigid
- The air regulator lubricator of of aluminum and More durable.



Power	1.1/0.75kw
Rotating Speed of Tumtable	6.8rpm
Working Pressure	0.7-0.8MPa
G.W./N.W.	248kg/190kg
Dimension	980 x 880 x 960mm

CB - 702 WHEEL BALANCER

FEATURES :

Power	0.25kw
Rim Centre hole dimensions	< 145 mm
Cycle	7s
Rotation Speed	180rpm
Precision	± 1g
Dimention	850x700x1160 mm
N.W./G.W.	118/146 kg



200 V
12/14"
650 mm
1.5/12"

- High precision shaft of technology for heating processing can Increased spindle strength, durability & service life
- Including various mode suitable for different types of wheel
- With full diagnosis system and self-calibration processors for this model
- 3 modes of balancer selection • Unit selection (Ounce/Gram, MM/Inch)
- Inspecting the tyre consistently and suitable for rim manufacturer.

N-50 NITROGEN INFLATOR

- Automatic operation: auto-start inflation, Auto shut-off
- Large and Colorized LCD digital screen is convenient for the operator to operate. Detect the Nitrogen purity
- Nitrogen purge and fill c/cle (N2P). purge limes setting function
- Over pressure setting (OPS) • Automatically diagnostic function
- Remain at last setting • Internal nitrogen storage tank
- Ceramic sensor: accuracy to ±0.5% of full scale reading
- Electronic preset parameter and auto memorize function
- Equipped wild "Handheld Nitrogen Analyser"
- Allow user to detect the Nitrogen purity from the lyre directly
- after inflation, make sure it is really inflate Nitrogen Inside



PARAMETER : Single tyre inflation
Voltage : 110Vac/240Vac 50/60HZ
Range of application : motorcycle, car. light truck
Nitrogen Purity : 95-39%
Compressed air Input range : 8-10 bar/116-145PSI/800-1000kP
Max. Nitrogen pressure in tank : 0-8bar/0-116PSI/0-800kPa
Operation range : 0.4-8bar/5.8-116PSI/40-800kPa
Tank capacity : 45L **Packing size :** 800*700*1620 MM
N.W/G.W.: 115KG/145 KG **Pressure Unit :** PSI/bar/kPa/kg/cm2

SB-40 / SA-40 TWO POST HOIST

Technical Specification	Clear floor type two post lift	Base Type Lift
Lifting capacity	4000kg	4000kg
Lifting height	1850mm	1850mm
Min lowest height	85mm	85mm
Height of the rack	3722mm	2822mm
Width between pillars	2800mm	2800mm
Motor power/power supply	2.2kw/220/380v /50/60hz	2.2kw/220/380v/ 50/60hz
Packing dimension(LxWxH)	3700x560x900mm	2900x500x750mm
Power of motor	2.2 Kw	2.2 Kw
Rise time	50 Sec.	50 Sec.
Drop time	40 Sec.	40 Sec.




DESCRIPTION :

- Clear Floor design makes under vehicle service more convention.
- adopt Italy made high quality seals. • Two side manual lock release.
- adopt quality power pack. more endurable. running safety & reliably.
- Dual Cylinders located in master & slave column. High strength chain drives system.
- Dual anti -skidding safety device from column ladder safety hydraulic seal protection to ensure double safe on the staying of the vehicle. special hydraulic system design to avoid overload running.

AIR COMPRESSOR

FEATURES & SPECIFICATIONS

Single & Double Stage Blocks Automatic Start / Stop
Double Safety Valve 1 HP to 10 HP Capacity
Maximum Pressure 12 kg. / cm2 Low noise and vibration levels heavy & durable air reservoir



CAR SCANNER

FEATURES & SPECIFICATIONS :

- Coloured Touch Screen Windows Operating Platform
- Easy upgrade of software wireless bluetooth data transfer comes with softwares of 72 car company's
- Can be used for, : Diesel Injector Coding Checking All Vehicle Sensors Key Programming Viewing All Current Engine Parameter



SPRAY CABIN

INTRODUCTION

- 1.Room system: The thickness of sandwich panel, wall panel and door panel which is made of EPS color steel is 50mm .The thickness of double size of color steel panel is 0.4mm
2. 2 sets exhausts systems with 4 KW : The ventilator is painted and weld by square tube of 4 x 4. It is covered by color steel heat preservation panel with 30 mm thickness.
3. Cleaning system :It can filte something in 2 times and top of cleaning system is installed cotton filter
4. Heating system : It is made of 24 sets carbon fiber heating tubes.(Infrared heaters)
5. Lighting system : The dome light is made of 40 W lamp of 24 pcs, the illumination is 800 lux(LED)
- 6.Electronic control system : All brand of spare parts in electrics appliance is famous. All spare parts has ability of electric leakage.
7. Working life: The spray cabin can work 15 year continuously, the gross weight is 2.5 Ton

SPECIFICATION

Inner Diameter	6900x3900x2600 mm (l x b x h)
Outer Diameter	7050x5200x3200 mm (l x b x h)
Front Gate	Single color, three doors. 2800x2500mm (Width x Height) the door edge is cover covered by aluminum alloy
Working Door Platform	650x1800mm (Width x Height) for one door The convex shape platform is strengthened by steel plate



Wallboard	Thickness is 50mm, width is 950 mm, the thickness of external and internal color steel plate is 0.3mm, the filler is EPS
Lighting	There are 24 pcs lamps with 36W on the ceiling
Cabinet Equipment	Testing the wind power, frame of square tube, painted masking
Exhaust System	The 2 sets centrifugal exhaust machines are used, every machine is 3Ton blast volume is 20000CBM/h
Heating System	24 sets infrared heating tubes
Filtering System	The filter sponge is superior, it can filter the dust with more than 10 micron diameter, the sponge on the ceiling is high-efficiency which can filter the dust with more than 5 micron diameter
Electronic control System	Lighting switch, spray paint temperature, time setting, and fault indicator light

S-6A FUEL INJECTOR CLEANING & DIAGNOSIS MACHINE

PRODUCT DETAIL DESCRIPTION : Aluminum parts made by mould, good looking and more durable Use the high quality oil pump

TECHNICAL SPECIFICATION :

Test Cylinder	6
Fuel Tank Capacity	4
Supersonic	40khz
Pulse Width	0-20ms., 0.1ms
System Pressure	0-6.5kg./cm2 (Adjustable) 220v±10% 50Hz 500w

Test Tube Capacity	120 CC
Rotate Speed	0-9950r/min., 50r/min
Count (time)	0-9950, (step) 50
System Flow	4L/min.
Dimensions(mm)	380x480x430 mm

- Injector fuel distribution and delivery checking, leakage, injector cleaning, engine carbon deposit cleaning, injector inner contamination • Automatic operation : working parameter 3 store and recall in memory. Engine idle, High speed and variable speed working.
- High quality pump - Aluminum parts made by mould, good looking and more durable.



HIGH PRESSURE CAR WASHER

STANDARD FEATURES

- Durable Four-pole aluminium housing motor with safeguard of over loading
- Large sized transparent oil lens
- Solid stainless steel sprayed porcelain plunger
- 13-meter fiber braided high pressure rubber housing
- Pressure regulation device / Low pressure liquid device
- Built-in intake strainer / Wire-wound water inlet and plate
- 3.5-meter GB safety cables • Mobile Frame with plastic housing

ACCESSORY

- German Parker's double cloth water seal with clevises
- Pressure gauge • Thermal protection valve

APPLICATION

- Car washing store.
- Auto 4s shops, automotive beauty shop washing
- Facades, bath swimming pool cleaning.
- Food processing plants, farms, mechanical equipments cleaning



MODEL	Matching Power (kw)	Weight	Rated rotor speed (RPM)	Speed (Bar)	Flow Rate Rate L Min	MODEL	Matching Power (kw)	Net Weight	Carton Measurement
UAE-1013M	2.2	220	1450	100	13	UAE-1810A	51	62.5	64x52x52
UAE-1215M	3.0	380	1450	120	15	UAE-1813A	50	61.5	64x52x52
UAE-1715M	4.0	380	1450	170	15	UAE-1813A	57	68.5	64x52x52